

MAD
MANUAL
TOOLKIT.

MEDIA KIT.

**BROKEN
GREY
WIRES.**

contents

1. How can a Mad Manual Toolkit help you?

2. Photos of the Mad Manual Toolkit in the gallery

3. Photos II

4. Mock up of the Mad Manual Toolkit

5. How to use the Mad Manual Toolkit

6. Photos III

7. Photos IIII

8. Photos IIIII

9 Photos of the The Badges

10. Accessibility (The Badges)

11. Accessibility (The Comfort Zone)

12. Accessibility (The Comfort Zone)

13. Accessibility (The Evaluation Station)

14. Accessibility (The Evaluation Station)

15. Feedback

16. Get in touch

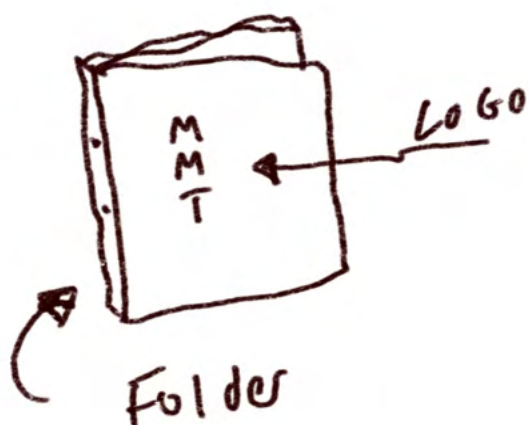
How can a Mad Manual Toolkit help you?

Through my work with Broken Grey Wires, I want to develop alternative ways to support people experiencing madness and strive to learn how to educate communities to care for themselves and each other, dismantling the stigma which is rife in our society.

I want to use collective power through social action and ambitious concepts, to transform individual ideas of recovery with greater social care and shared liberation and connection.

The use of a Mad Manual Toolkit when visiting art spaces will encourage audiences to engage more substantially with the exhibition and to experience the artwork in their own unique way.

With twenty four distinctive activities to engage with, each grouped to a particular coloured theme, audiences are invited to choose as many, or as little as they like.



photos of the Mad Manual Toolkit at The Auxiliary

February 2023



photos of the Mad Manual Toolkit at The Auxiliary

February 2023

COLOUR CODED BADGES

Alongside the Mad Manual Toolkit, you can choose a coloured badge so that the staff know if you want to learn more about the project and exhibition.

Red - Please do not approach me, I am just here to look.

Yellow - I would like to chat about the art, but I am a little anxious to approach you.

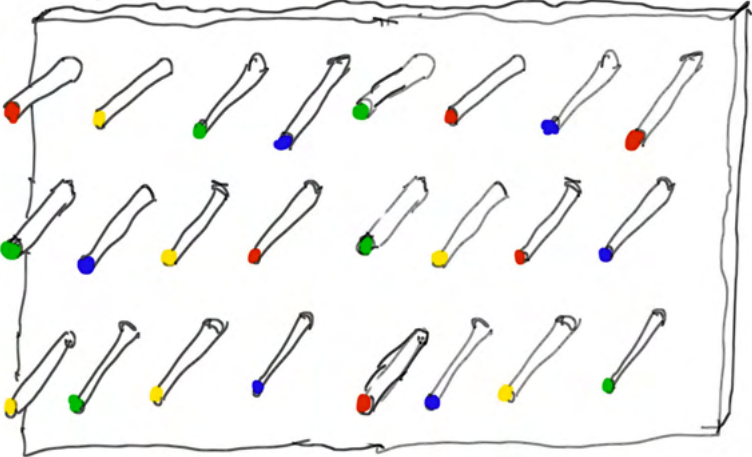
Green - Please come and chat to me.



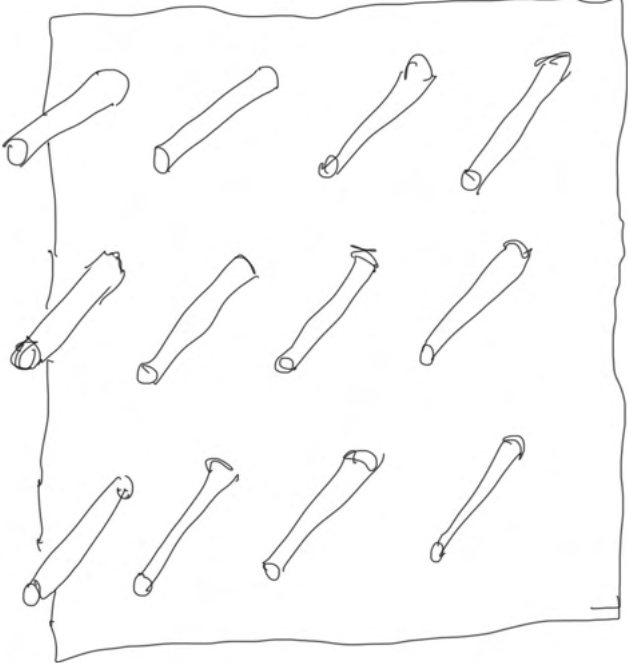
mock ups of The Mad Manual Toolkit

2022

ACTIVITIES.



MAD MANUAL.



How to use your Mad Manual Toolkit

By giving autonomy to audiences, we encourage personal decisions, and greater experiences for the individual.

There are four themes with six activities in each.

The themes are colour co-ordinated:

MINDFULNESS, MOVEMENT, WRITING, DRAWING.

On the board, the activities are clearly marked with coloured pegs, browse through and choose the ones you resonate with.

Pick a folder from the shelf, and pop the activities inside. Within your folder will be a pen, and at the back, a place to write your name and any access requirements or medical concerns. (We want to 'normalise' explaining our access needs!) If you aren't yet comfortable writing this, leave it blank.

On the back of the activity card is a piece of artwork. There is information about the artists within the exhibition catalogue.

You can choose a badge too, and within your folder, we have explained the different colours and their meanings.

Now, you are ready. Enjoy the space, relax in The Comfort Zone, read some zines and utilise the Mad Manual Toolkit, however way you like. It is yours.

photos of the Mad Manual Toolkit at The Auxiliary

February 2023



photos of the Mad Manual Toolkit at The Auxiliary

February 2023



photos of the Mad Manual Toolkit at The Auxiliary

February 2023



photos of The Badges at The Auxiliary

February 2023






Accessibility

Alongside the Mad Manual Toolkit, you can choose your coloured badge so that the staff know if you want to learn more about the project and exhibition.

Red – Please do not approach me, I am just here to look.

Yellow - I would like to chat about the art, but I am a little anxious to approach you.

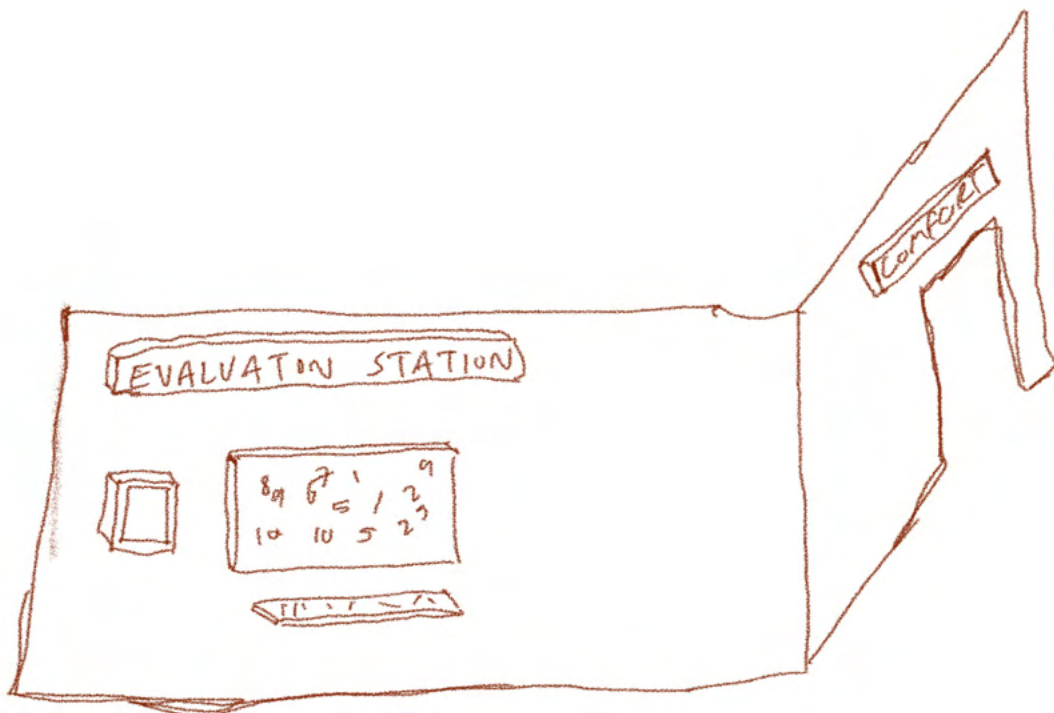
Green – Please come and chat to me.



Accessibility - The Comfort Zone

Seating and comfort for audiences is integral in how we understand and approach accessibility in art spaces. How much of this is the artists or the curator's responsibility, and how much should it be the institution's responsibility to incorporate it as part of their framework? By making noise about these concerns now, means we can be agitators for change in the future.

Broken Grey Wires introduces The Comfort Zone . A space within the gallery for audiences to relax and reflect on the artwork and exhibition topics. Enjoy our Zine Library, laze about in the comfy chairs, admire the plants and feel comfortable in a space which has been created for you.



Accessibility - The Comfort Zone



Accessibility - The Evaluation Station

Evaluation forms can feel invasive and insensitive, and when approached by staff after visiting an art gallery, there is often instant friction and resistance.

We are living in a culture which demands feedback and data, instead of allowing our audiences to appreciate the art as it is.

It is important to protect the integrity of visitors, and their experiences throughout the project. This includes the workshops and other community engagement areas.

Where and how I collect data, therefore, is an important thing to consider and there is scope for this to be quite radical in safeguarding the sanctity of the space and experience.



FEED BACK.



- ***Great for people who feel the gallery is not for them due to class or disability.***
- ***Stopped to look and engage with the artwork, when would not usually.***
- ***The toolkit is stylishly produced and a great way to engage with the art if you are new to contemporary art or feel unsure of where to begin. With 24 different activities to collect and keep, it means you have loads of helpful hints and suggestions to spark your curiosity and creativity!***
- ***Related with the artwork much more than usual.***
- ***Would not have made such connections with artwork, without the toolkit.***
- ***Conversation starter with friends/family. Sharing memories through the artworks due to toolkit prompts.***
- ***I picked up one of the Mad Manual Toolkits as the little binders were very desirable, nice design! I began selecting a couple of the activities and was surprised to find they had artworks printed on the back which made me want to collect all of them. I picked art Devin Gohil to do the activity which was to Focus on one of my senses.***

(I can provide more feedback if required.)

Get in touch

If you would like to hear more about Broken Grey Wires, or collaborate with me on any of these ideas please get in touch.



info@brokengreywires.co.uk



www.brokengreywires.co.uk



All photographs © Rachel Deakin